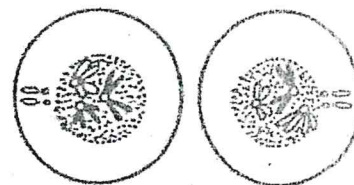
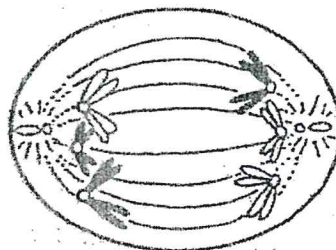
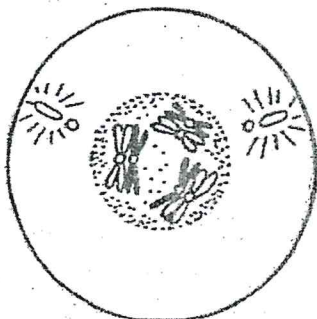
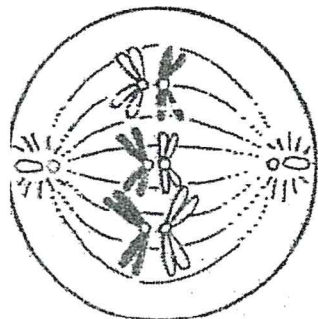


# STAGES OF MEIOSIS

Name \_\_\_\_\_

Number the following diagrams of a first meiotic division in the proper order. Label each phase correctly as prophase I, metaphase I, anaphase I or telophase I.



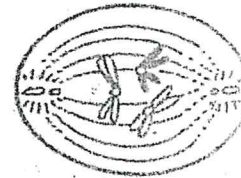
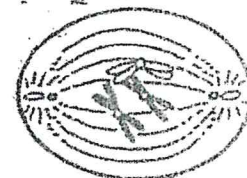
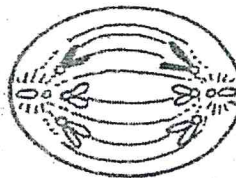
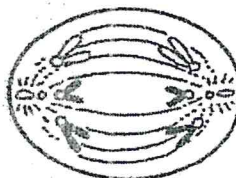
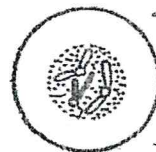



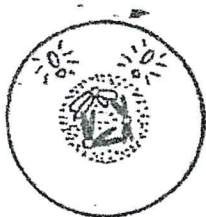
\_\_\_\_\_

\_\_\_\_\_

\_\_\_\_\_

\_\_\_\_\_

Do the same for the diagrams of the second meiotic division. Label each phase correctly as prophase II, metaphase II, anaphase II, telophase II.



\_\_\_\_\_

\_\_\_\_\_

\_\_\_\_\_

\_\_\_\_\_

